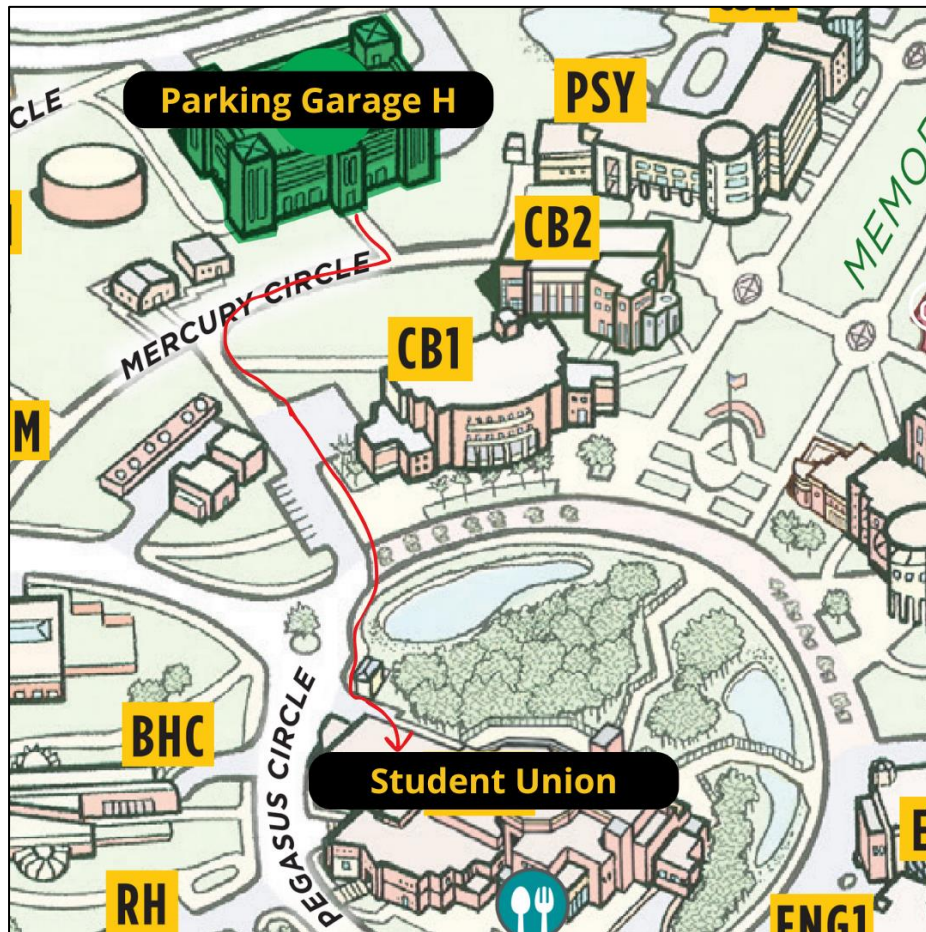


Navigating to the Transfer Summit 2024

DIRECTIONS BY PARKING LOCATION

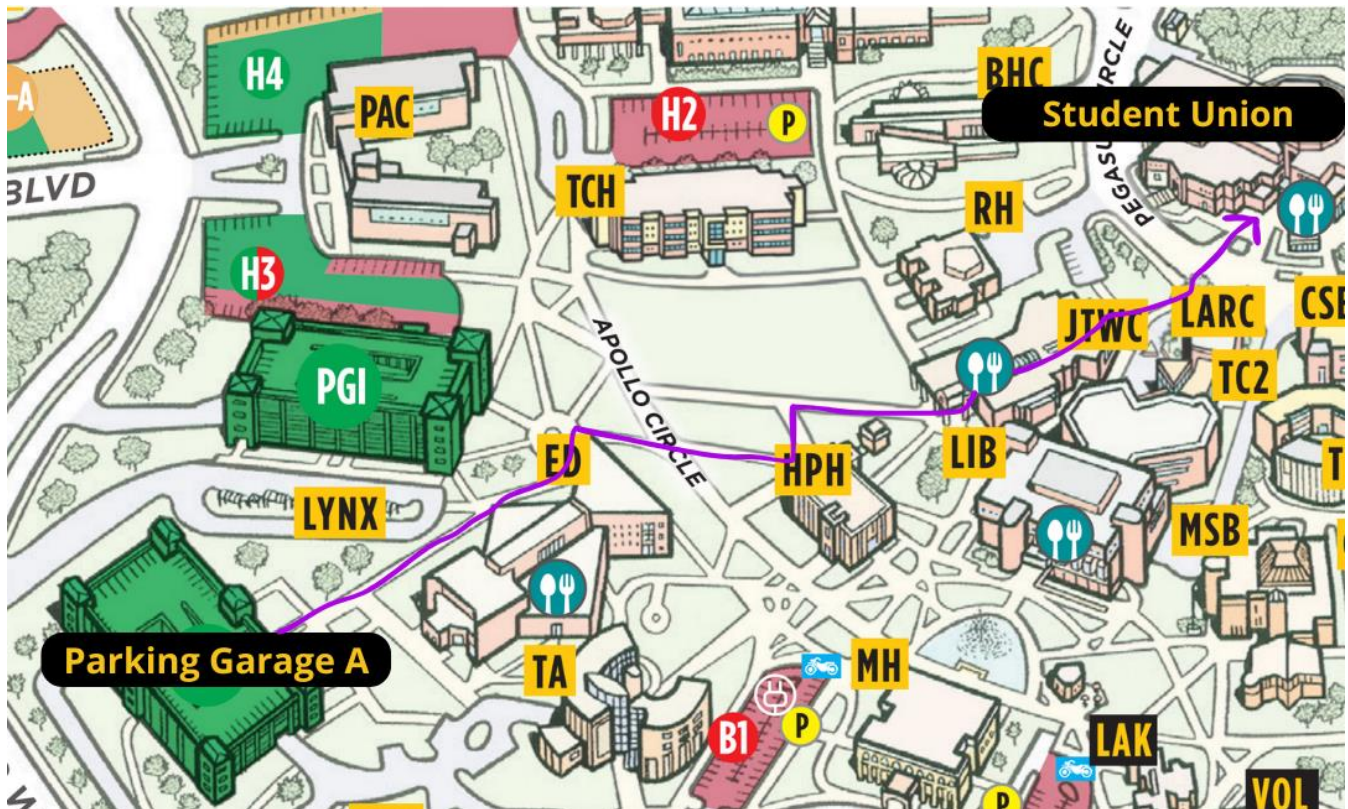
Parking Garage H



Directions:

- Exit the **South** side (opposite Gemini Blvd) and take the sidewalk to the right. Then follow the intersecting sidewalk as shown in the image.
- If the UCF Classroom buildings are on your left, and the water treatment building is on your right you're going the right way!
- Continue straight until you see the **bus loop**!
- Continue right and once you pass the bus stop, you should see a boardwalk on your left leading to the Student Union.

Parking Garage A



Directions:

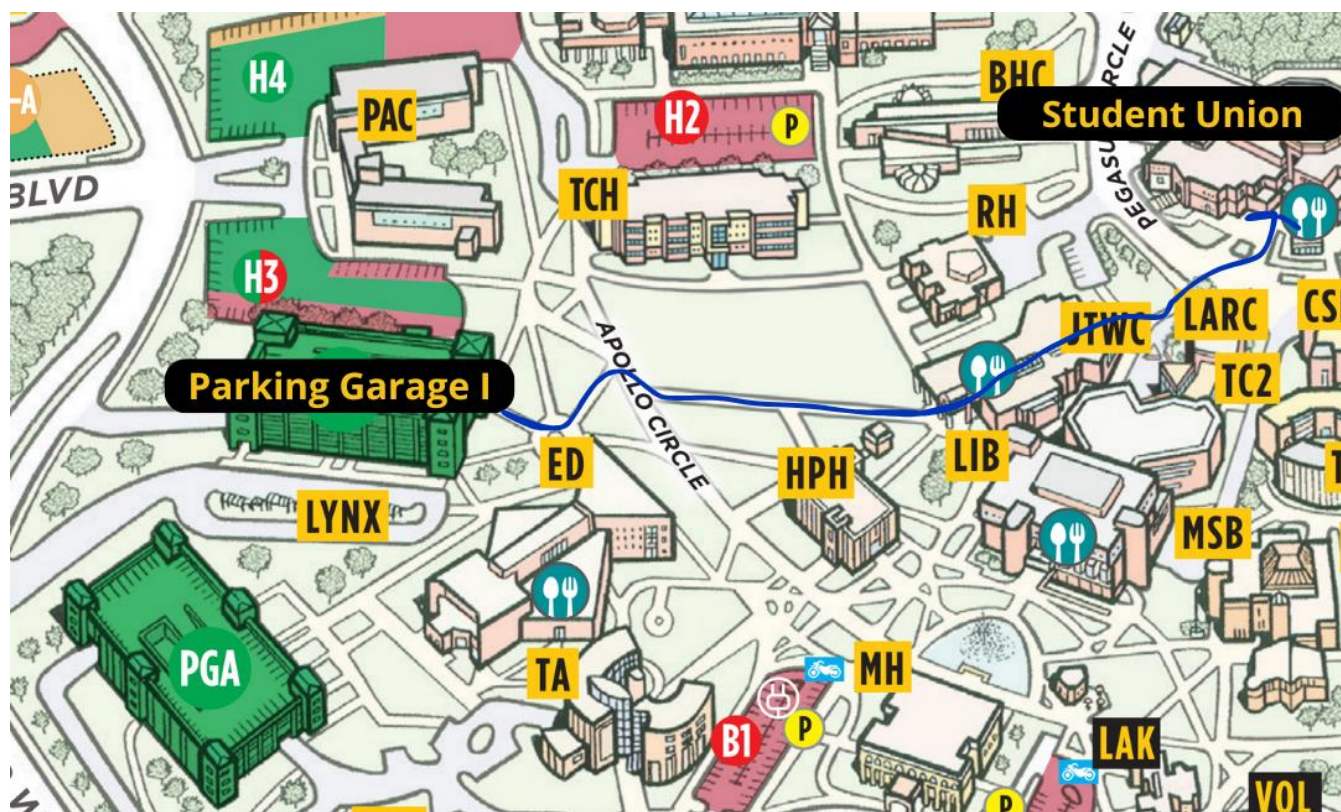
- Exit the **Northeast** side of the garage (opposite Gemini Blvd). If you see the Lynx bus loop, you're going the right way!
- Continue right along the marked pathway, until you reach the **roundabout** in front of Garage I. Take the first exit and continue straight.
- Once you pass Howard Phillips Hall (on your right), you should see **an awning and the Campus Store/Foxtail Coffee** – this is the Breezeway. Cut through the Breezeway. The Student Union is the **large brick building** to your left after exiting.

LOST?

Scan the QR code for Google Maps Directions!



Parking Garage I



Directions:

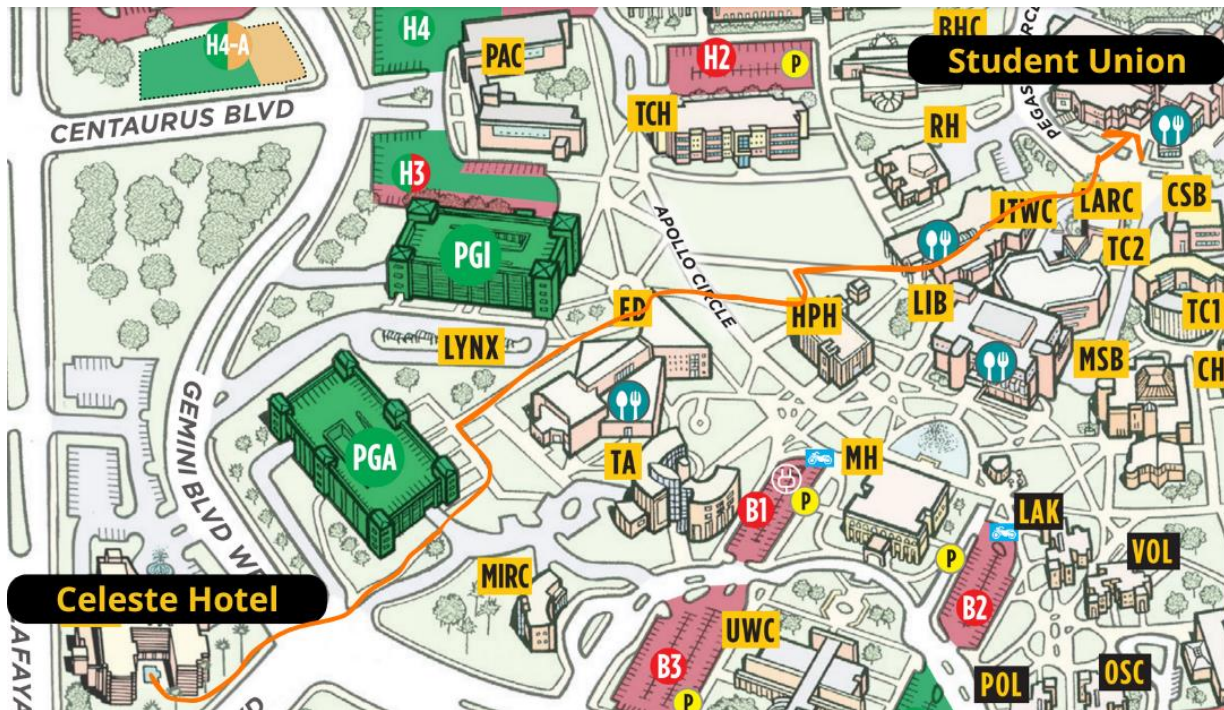
- Exit the **East** side of the garage (opposite Gemini Blvd). Immediately **go straight**.
- Once you pass Howard Phillips Hall (on your right), you should see **an awning and the Campus Store/Foxtail Coffee** – this is the Breezeway.
- Cut through the Breezeway. The Student Union is the **large brick building** to your left after exiting.

LOST?

Scan the QR code for Google Maps Directions!



Celeste Hotel



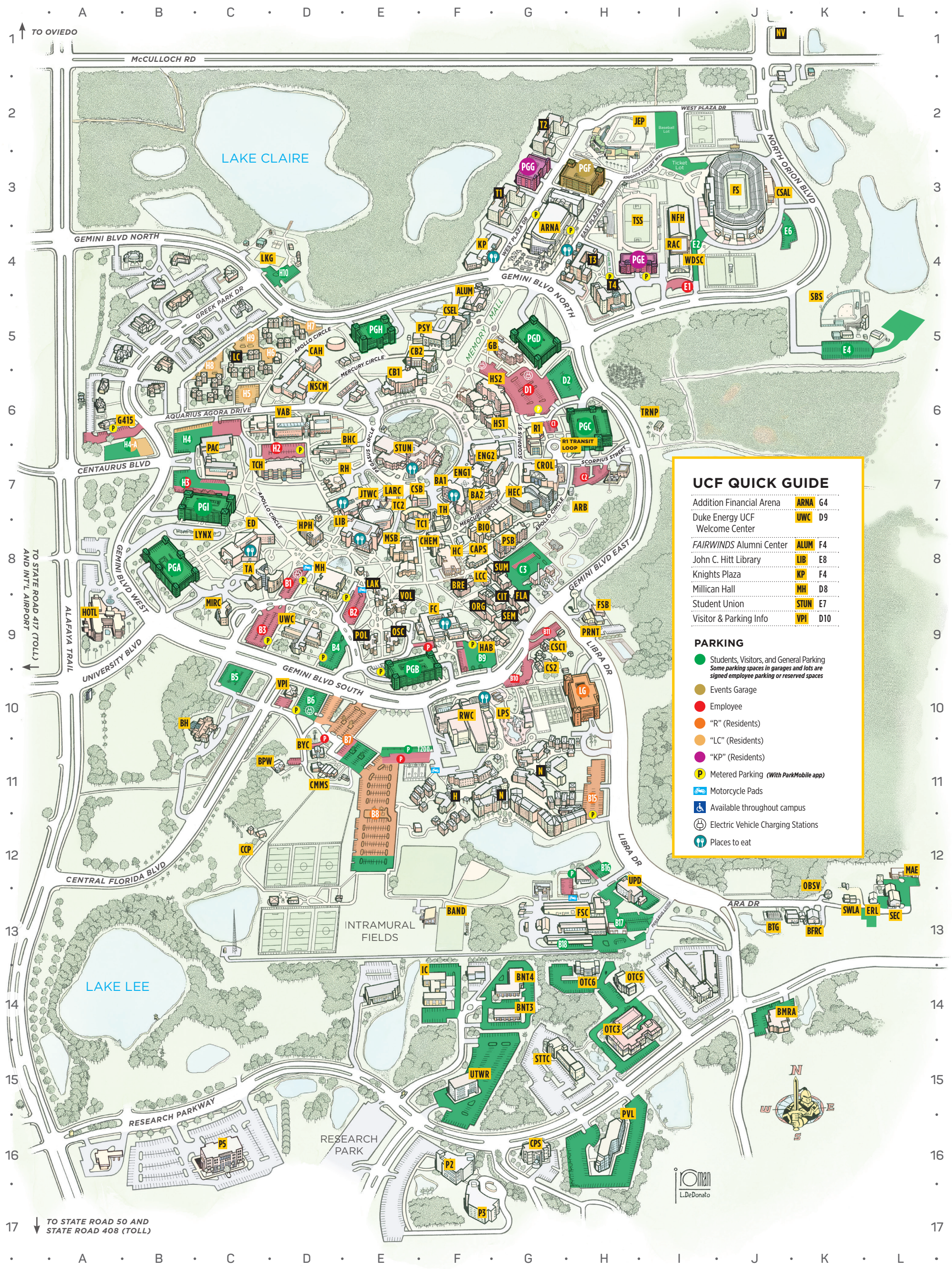
Directions:

- Exit the **Southeast** side of the hotel. Take a left to the intersection of Gemini Blvd and University. Cross Gemini Blvd by using the cross walk.
- Continue straight **past Garage A** (on your left). Once you pass the garage, take a left. The garage should still be on the **left**. If you see the **Lynx bus loop**, you're going the right way!
- Once you reach the bus loop, take the sidewalks to the right as shown in the picture.
- Continue right along the marked pathway, until you reach the **roundabout** in front of Garage I. Take the first exit and continue straight.
- Once you pass Howard Phillips Hall (on your right), you should see **an awning and the Campus Store/Foxtail Coffee** – this is the Breezeway. Cut through the Breezeway. The Student Union is the **large brick building** to your left after exiting.

LOST?

Scan the QR code for Google Maps Directions!





UCF QUICK GUIDE

Addition Financial Arena	ARNA	G4
Duke Energy UCF	UWC	D9
Welcome Center		
FAIRWINDS Alumni Center	ALUM	F4
John C. Hitt Library	LIB	E8
Knights Plaza	KP	F4
Millican Hall	MH	D8
Student Union	STUN	E7
Visitor & Parking Info	VPI	D10

PARKING

- Students, Visitors, and General Parking
Some parking spaces in garages and lots are signed employee parking or reserved spaces
- Events Garage
- Employee
- "R" (Residents)
- "LC" (Residents)
- "KP" (Residents)
- P Metered Parking (With ParkMobile app)
- Motorcycle Pads
- Available throughout campus
- Electric Vehicle Charging Stations
- Places to eat

VISITOR PARKING OPTIONS

VIRTUAL DAILY PERMITS

There are three virtual-daily parking options available.

- \$3 pass active from 5:30 p.m. to 11:59 p.m. on the date of purchase
- \$5 pass that expires 11:59 p.m. the date of purchase
- \$8 pass valid 24 hours from the time of purchase (No parking in garages D, H, and F from 12 p.m. - 6 p.m.)

SHORT-TERM PARKING

There are short-term metered parking zones available throughout campus. Activate a park session through a mobile device by scanning the QR code on the posted ParkMobile signage located within each zone. Virtual Daily Permits and short-term parking is not valid during gamedays. Visit ucfknight.com to view gameday parking information.

NOSE-IN PARKING

All vehicles on campus must park nose-in and plate-out. **No back-in or pull-through parking is allowed.**



Scan to purchase a virtual daily permit. Once Purchased, Vehicle's License Plate is Your Parking Credential.

*Virtual Daily Permits Are Only Valid in Green Lots or Garages Unless a Parking Sign Reads Otherwise.

