



FLORIDA
CONSORTIUM
OF METROPOLITAN
RESEARCH UNIVERSITIES

Transforming **Learning** into **Talent** for Florida.

Strategic Plan 2019-2023

Great Cities Need Great Universities



The Metropolitan Research University Advantage



We reflect our cities.

We are a part of the culture and identity of our cities

We address our cities needs through talent development and applied research.



Vision

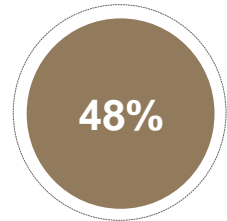
We leverage the unique assets of
Miami, Orlando, and Tampa
to develop talent which enhances community well-being

Mission

We strengthen Florida's talent pipeline through the of sharing ideas and
scalable solutions which accelerate learner achievement and access to
economic opportunity



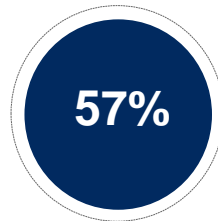
The Impact



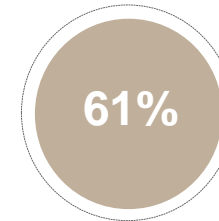
Total SUS Enrollment



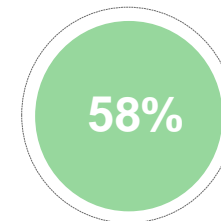
Pell Eligible Students



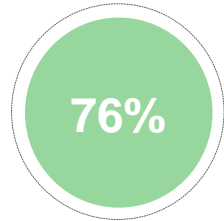
SUS Minority Enrollment



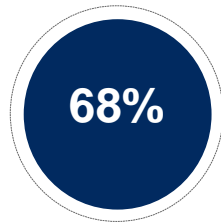
State College Transfers



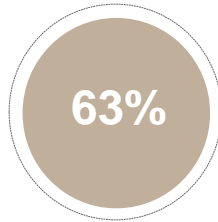
Degrees Earned By Minorities




Stay in Florida to work




Employed within One Year



Six Year Minority Grad Rate



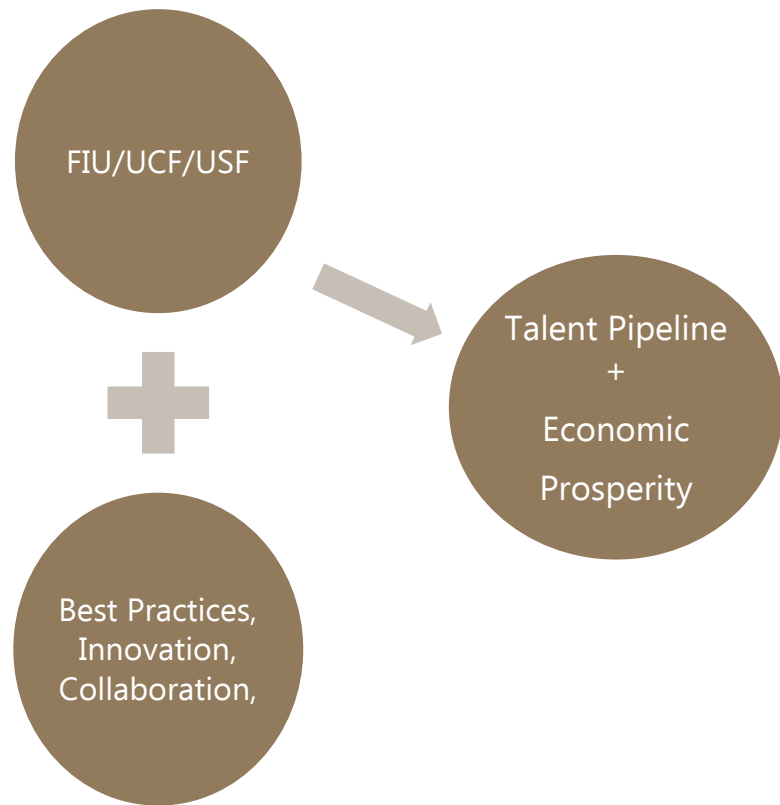
Average Starting Salary



Bachelors Degrees Awarded

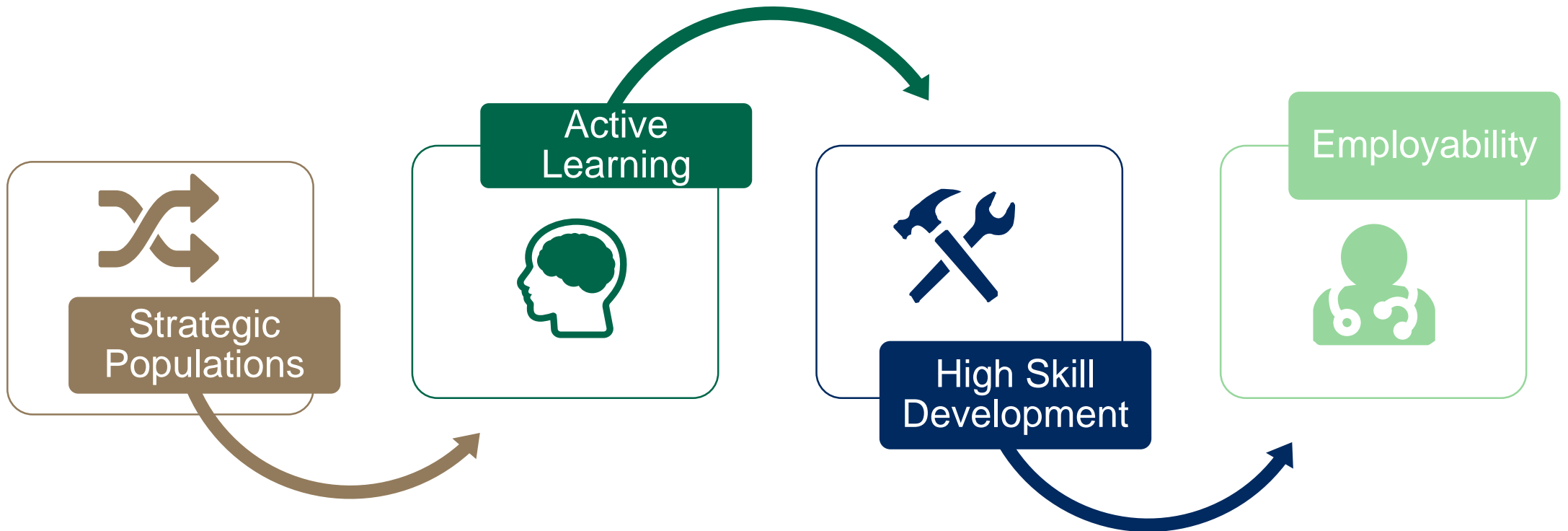
Source: 2018 SUS Accountability Report, 16-17 FETPIP Data, Payscale Report

Florida Consortium Talent Ecosystem



- **FIU, UCF, USF**
- **State College System**
- **Employers**
- **Economic Development/ Workforce Organizations**
- **Philanthropic Partners**
- **Local, Regional, State Leaders**
- **Trade/Professional Associations**


2019-2023 Focus Areas



Florida Consortium Organizational Model

President's Council
Advisory Board

Common Agenda, Governance, Vision, and Strategy



Sub-Groups and Working Groups – Provide Expertise and Planning

Florida Consortium Staff
Operational Leads
Work Groups

Campus Partners – Action Steps



Community Members – Build Public Will and Inform Success





Vision for Opportunity

Florida's Bright Future

Since 2016

- **17 of the 50 fastest growing counties in the nation are in Florida.**
- **Gen Z and Millennial workforce growth is +31% in Florida**
- **Skilled Job Growth +15% in Florida**

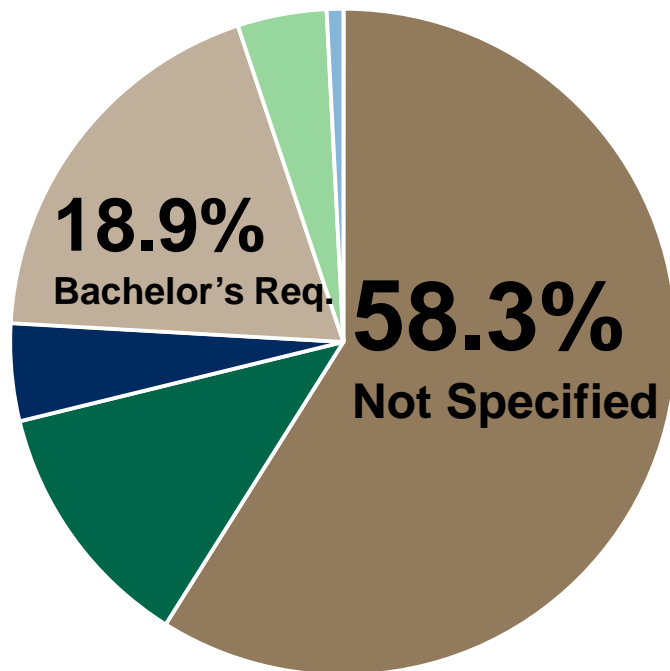


Sources: Kauffman Foundation, EMSI Economic Modeling

Skilled Professionals: South Florida

561,181 jobs posted in South Florida

Required Education



■ Not Specified ■ High School / Vocational ■ Associates ■ Bachelors ■ Masters ■ Doctoral

Fastest Growing Occupations in South Florida	10 Growth 18-28	Salary
Business Intelligence	+35.8%	\$86,691
Marketing Specialist	+30.2%	\$66,256
Financial Managers	+29.5%	\$92,507
Software Development	+27.8%	\$80,306
Construction Management	+26.4%	\$80,029



Source: Burning Glass

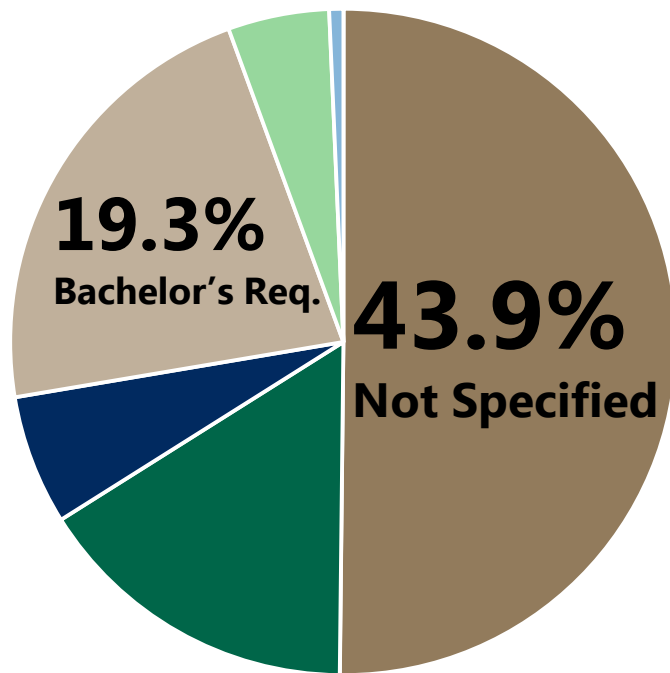
Top Employers: South Florida

	Total Employees	% FIU	#FIU Alumni/ Employees
Assurant, Inc.	711	38.40%	273
Miami Children's Hospital	834	37.05%	309
Baptist Health South Florida, Inc.	2,494	33.24%	829
Univision Communications Inc.	629	30.05%	189
Norwegian Cruise Line	794	29.22%	232
Mount Sinai Hospital	705	27.66%	195
Jackson Health System	912	27.19%	248
The Ultimate Software Group Inc	894	26.85%	240
Carnival Cruise Lines	942	25.90%	244
Royal Caribbean Cruises Ltd.	1,396	25.64%	358
JPMorgan Chase & Co.	1,175	22.30%	262
Jackson Memorial Hospital	861	20.67%	178
Bank of America Corporation	1,372	20.34%	279
Memorial Health Care System, Inc.	1,186	20.07%	238
Citigroup Inc.	998	18.84%	188
Wells Fargo & Company	1,766	18.12%	320
AT&T Inc.	1,442	17.34%	250
Nextera Energy, Inc.	2,521	17.26%	435
Macy's, Inc.	1,007	15.99%	161
Publix Super Markets, Inc.	970	14.43%	140
Keller Williams Realty, Inc.	1,037	13.79%	143
Broward Health	993	12.89%	128
American Express Company	1,325	12.60%	167
Citrix Systems, Inc.	1,153	10.41%	120
Walgreens Boots Alliance, Inc.	982	9.37%	92
Totals	31652	20.72%	6558

Skilled Professionals: Central Florida

263,379 jobs posted in Central Florida

Required education



■ Not Specified ■ High School / Vocational ■ Associates ■ Bachelors ■ Masters ■ Doctoral

Fastest Growing Occupations in Central Florida	10 Growth 18-28	Salary
Software Development	+40%	\$90,286
Financial Managers	+29.5%	\$83,357
Medical Services Manager	+25.7%	\$72,617
Registered Nurse	+21.4%	\$63,502
Construction Management	+20%	\$58,166



Source: Burning Glass

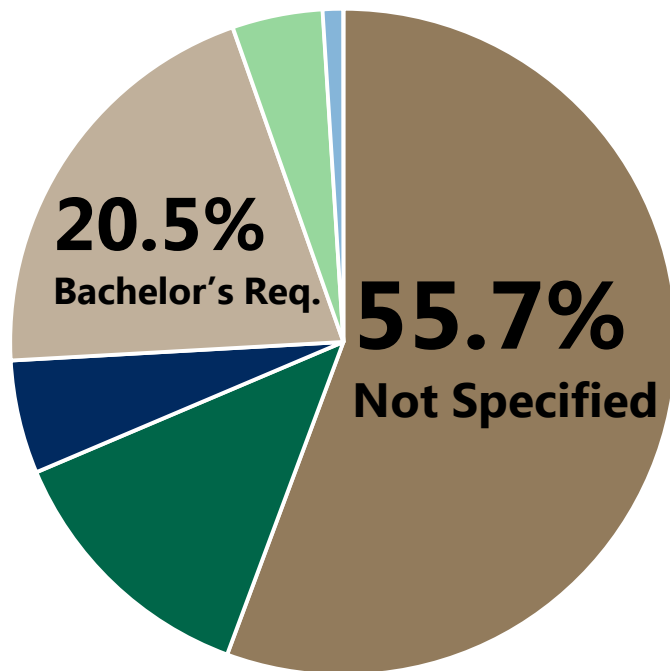
Top Employers: Central Florida

Company	Total Employees	%UCF	#UCF Alumni/Employee
The Walt Disney Company	9,652	16.27%	1570
Lockheed Martin Corporation	3,884	34.65%	1346
Florida Hospital	3,748	29.80%	1117
Orlando Health, Inc.	2,399	35.18%	844
Harris Corporation	2,384	19.38%	462
Universal Studios, Inc.	2,298	33.94%	780
Publix Super Markets, Inc.	1,618	27.26%	441
Health First, Inc.	1,081	24.70%	267
AT&T Inc.	1,075	24.47%	263
Verizon Communications Inc.	1,005	29.85%	300
SunTrust Banks, Inc.	999	23.12%	231
Wal-Mart Stores, Inc.	976	13.83%	135
Wyndham Worldwide Corporation	975	22.36%	218
Walgreens Boots Alliance, Inc.	900	16.56%	149
Adventist Health System/Sunbelt, Inc.	858	28.55%	245
Deloitte LLP	840	15.83%	133
Wells Fargo & Company	839	20.38%	171
JPMorgan Chase & Co.	778	20.95%	163
The Bank of New York Mellon Corporation	715	46.15%	330
NASA	703	32.43%	228
Seaworld Entertainment, Inc.	654	26.15%	171
Hilton Grand Vacations Company, LLC	643	26.28%	169
Marriott International, Inc.	643	27.99%	180
Target Corporation	593	29.34%	174
	40,260	25.05%	10087

Skilled Professionals: Tampa Bay/St. Pete

388,401 jobs posted in Tampa – St. Pete

Required education



■ Not Specified ■ High School / Vocational ■ Associates ■ Bachelors ■ Masters ■ Doctoral

Fastest Growing Occupations in Tampa-St. Pete	10 Growth 18-28	Salary
Software Developer	+40%	\$89,638
Medical Management	+25.7%	\$73,758
Registered Nurse	+21.4%	\$64,237
Computer Science	+19.2%	\$86,968
HR Specialist	+18.5%	\$48,701



Source: Burning Glass

Top Employers: Tampa Bay/ St. Pete

Company	Total Employees	USF %	USF Alumni/Employees
Citigroup Inc.	2,711	25.12%	681
Raymond James Financial, Inc.	2,078	27.24%	566
Pricewaterhousecoopers LLP	1,993	31.11%	620
JPMorgan Chase & Co.	1,974	21.28%	420
Baycare Home Care, Inc.	1,927	27.92%	538
Verizon Communications Inc.	1,646	20.29%	334
Publix Super Markets, Inc.	1,645	31.98%	526
Wellcare Health Plans, Inc.	1,492	25.87%	386
Moffitt Cancer Center	1,482	36.77%	545
The Tampa General Hospital Foundation Inc.	1,223	32.87%	402
Bank of America Corporation	1,108	22.65%	251
Tech Data Corporation	992	28.53%	283
Keller Williams Realty, Inc.	941	18.28%	172
The Nielsen Company	836	23.80%	199
United Services Automobile Association	816	32.48%	265
Metlife, Inc.	785	29.30%	230
Jabil Circuit, Inc.	762	23.88%	182
Humana Inc.	737	22.25%	164
The Coca-Cola Company	710	18.17%	129
All Children's Hospital, Inc.	695	26.33%	183
Total	26,553	26.65%	7076



FLORIDA
CONSORTIUM
OF METROPOLITAN
RESEARCH UNIVERSITIES

